



## E112 12-inch Two-Way Passive Loudspeaker

### Features

- High output, professional quality sound with 400 W continuous power handling
- E Series Entertainment System – Advanced digital signal processing tunings and options using QSC GXD, PLD amplifiers or TouchMix™ digital mixers.
- E Series Entertainment System DSP Tunings are now available for PLD and GXD processing amplifiers.
- Rugged tour-grade textured paint
- Foam-lined perforated steel grill
- Dual-angle pole socket
- Optional accessories; soft, padded cover, U-style yoke and M10 eyebolt kit



E112

### Entertainment Venue • House of Worship • Rental/Production Mobile Performers

The E112 is a trapezoidal, two-way loudspeaker offering robust construction, trusted reliability and overall sonic performance beyond expectations. It features a 12-inch die-cast aluminum woofer with a large 3-inch voice-coil that can handle 400 W of continuous power. The 15 mm, 11-ply rugged enclosure provides enough volume to deliver solid low-frequency extension down to 46 Hz making it an excellent choice for applications in which space or budget precludes the use of a subwoofer. The DMT coverage angle of 85° is ideal for most medium and medium-long throw applications.

### E Series Loudspeakers

The E Series is a range of passive loudspeakers offering robust construction, trusted reliability and overall sonic performance beyond expectations. Intended for sound reinforcement in entertainment applications, including live performance, DJ and dance music, karaoke and event production, E Series loudspeakers will deliver outstanding results. Building on QSC's proven "Systems" methodology, the E Series loudspeakers' performance is further enhanced when paired with QSC's GXD or PLD amplifiers or with a QSC TouchMix digital mixer, and taking advantage of the on-board DSP and factory-tuned presets. These presets support a variety of applications including live sound reinforcement (with and without subwoofers), stage monitoring, dance music and karaoke.

E Series consists of six models constructed of rugged plywood and coated in black, textured paint. Heavy-duty grilles lined with foam provide protection for the woofers and an elegant appearance. E110, E112 and E115 models are equipped with an all metal, dual-angle, 35mm socket that allows the speaker to be mounted vertically on a pole or angled down by 10° to improve audience coverage and reduce rear wall reflections. Multiple mounting options using E Series Yoke or eyebolts are supported. Input connections include dual NL4 as well as screw terminal receptacles. Additionally, E215 and E218sw models feature ergonomic, aluminum handles to ease portability.

## E112 Specifications

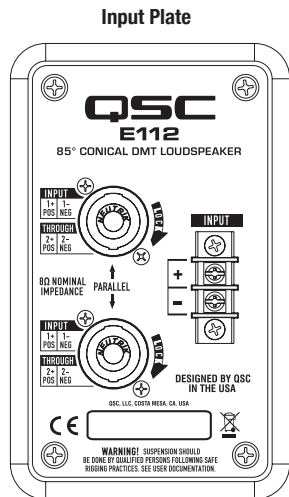
E112	
Configuration	1 x 12-inch, 2-way, passive
Frequency Response (-6 dB)	64 Hz – 20 kHz
Frequency Range (-10 dB)	46 Hz – 20 kHz
Power Capacity <sup>1</sup> : Continuous/Peak	400 W / 1600 W
Sensitivity	96 dB, 1 W @ 1 m
Coverage Angle	85° conical DMT
Output <sup>2</sup> (Peak SPL @ 1m)	128 dB LF 305 mm / 12-inch driver with 76 mm / 3-inch voice coil HF 25 mm / 1-inch exit, 45 mm / 1.75-inch voice coil, compression driver
Nominal Impedance	8 Ω
Cross-over	Full-range only, 1.8 kHz
Input Connectors	2 x NL4 1 x barrier strip
Enclosure	Trapezoidal, plywood, black texture paint finish. Two side mounted handles. Perforated, powdercoated steel grille with foam lining.
Dimensions (WxHxD)	360 x 616 x 371 mm 14.2 x 24.2 x 14.6 in
Net Weight	23 kg / 51 lb
Shipping Weight	26 kg / 57.5 lb

<sup>1</sup> Power that the device can withstand for two hours without permanent change in acoustical, mechanical, or electrical characteristics, greater than 10%, using IEC60268 noise based on nominal impedance in the cabinet with crossover, full range 30 Hz 12 dB/octave.

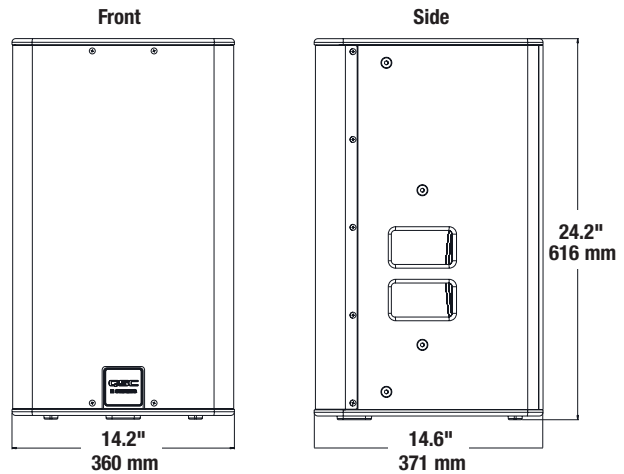
<sup>2</sup> With QSC Processing.

Specifications subject to change without notice.

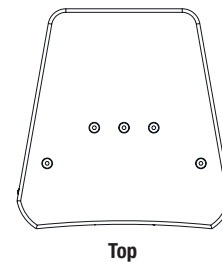
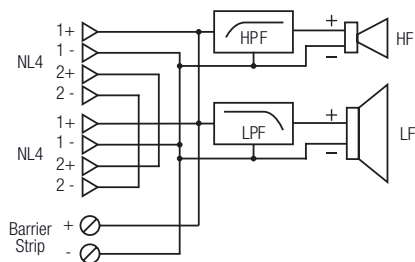
### E112 Details



### E112 Dimensions



### Block Diagram



1599-2019 1-2020